



ADVANCED PLACEMENT EXAMS 2025

Rajkot, INDIA

TEST CENTER: The Galaxy School

Center Address: C/O SN Kansagra School (PV Patel Smarak Trust),
University Road, Rajkot 360005

AP Coordinator: Shrenik Sheth

AP Coordinator's Email Address: shrenik.sheth@tges.org

AP Coordinator's Contact Phone: +91-990-999-8059

AP Coordinator's Whatsapp Contact: +91-760-000-6019

Contact Hours: 9:00 am to 1:00 pm, Monday to Saturday

Registration & Payment Deadline: Registration opens on Sept 16, 2024.
You may register for regular testing only. We do not offer
late testing at our center.
(May 5-9; May 12-16, 2025).

Registration Window 1	
Registration Start Date	September 16, 2024
Registration End Date	November 1, 2024
AP Exam Fee (INR) per subject	INR 12,000/-

Registration Window 2	
Registration Start Date	December 1, 2024
Registration End Date	March 1, 2025
AP Exam Fee (INR) per subject	INR 16,000/-

Refund Policy:

Registration Window 1:

Full refund for cancellations made before November 1, 2024. 50% refund for cancellations made after November 1, 2024.

Registration Window 2 :

No refund.

PAYMENT & REGISTRATION INSTRUCTIONS

REQUIRED: You must complete ALL STEPS (pay test center and register online) as per deadlines given to reserve your seat.

IF YOU PAY THE TEST CENTER, BUT DO NOT COMPLETE ONLINE REGISTRATION, YOU WILL NOT BE ABLE TO TEST. IF YOU ONLY REGISTER ONLINE BUT DO NOT PAY THE TEST CENTER, YOU WILL NOT BE ABLE TO TEST.

1 PAY TEST CENTER

Decide which exams you will take. Check India AP Exam schedule on <http://ap-india.org> to avoid conflicts.

Follow payment instructions below to pay the test center by the deadline. Email your payment details to the test center coordinator in order to match payment to your online registration.

• Student First Name: _____ Last Name: _____

• Student Primary Email (same as on your College Board account): _____

• Student Mobile: _____

• Student Date of Birth (DDMMYYYY): _____

• List the Exams You Wish to Take. (India AP Exam schedule is on <http://ap-india.org>)

1. _____ 2. _____

3. _____ 4. _____

5. _____ 6. _____

• **Payment:**

Online payment (to be paid to The Galaxy School).
IFSC: HDFC0000379, Account No.: 50200026721818).

Please mail details of the transaction on shrenik.sheth@tges.org so that we can match the payment.

BY PAYING THE TEST CENTER, YOU ACKNOWLEDGE YOU HAVE READ AND UNDERSTAND ALL AP EXAM TEST CENTER POLICIES AS STATED IN THE BELOW LINK:

<https://international.collegeboard.org/students/ap/taking-ap-india>

2 ONCE YOU HAVE PAID THE TEST CENTER, WRITE DOWN THE UNIQUE "JOIN CODE" PROVIDED BY THE TEST CENTER COORDINATOR FOR EACH EXAM YOU WISH TO TAKE. THESE ARE MENTIONED ON THE LAST PAGE OF THIS DOCUMENT.

YOU WILL NEED THESE JOIN CODES TO COMPLETE ONLINE REGISTRATION (Steps 3 – 7)

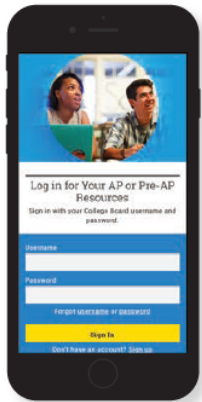
WRITE YOUR JOIN CODES BELOW. JOIN CODES ARE 6 CHARACTERS LONG AND UNIQUE TO EACH TEST CENTER AND EXAM.

Exam _____ Exam _____ Exam _____

Join Code _____ Join Code _____ Join Code _____

Use a phone, tablet, or computer to complete AP® exam registration online with the College Board:

ONLINE REGISTRATION IS REQUIRED OR ELSE YOU WILL NOT BE ABLE TO TEST, EVEN IF YOU HAVE PAID THE TEST CENTER. COMPLETE THIS PART WITHIN 3 DAYS OF PAYMENT.



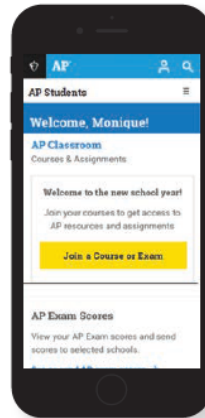
3 SIGN IN TO MY AP

Sign in to myap.collegeboard.org using the same College Board student account login you have used to view AP, SAT, or PSAT scores, or to register for the SAT.

❗ Forgot your login info? Follow the “Forgot username or password?” links to reset them.

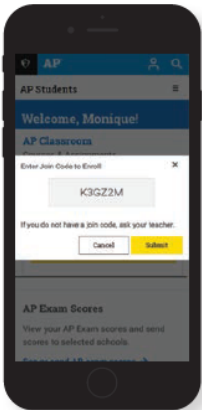
❗ Don’t have a student account yet? Click the **Sign up** link. **IMPORTANT:** Create your College Board account using the same email you will provide to the test center.

❗ Having technical issues? Contact AP:
Online inquiry : cb.org/apstudentinquiry
Phone: +1 212-632-1780



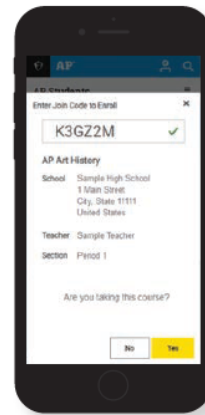
4 JOIN AN EXAM

Click the **Join a Course or Exam** button. Before you do this, make sure you have a join code for each exam offered at this test center.



5 SUBMIT YOUR JOIN CODE

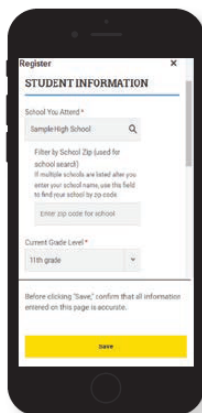
Enter the join code your test center gave you and click **Submit**.



6 VERIFY EXAM INFORMATION

Confirm the exam name, exam date, and test center name are what you want.

Click the **Join a Course or Exam** button.



7 FILL OUT REGISTRATION INFORMATION

The first time you register in My AP, you’ll need to fill out some registration information. Provide accurate information – this will be on your personalized AP labels for exam day. You only have to do this once.

Repeat **4** - **6** for each exam.



8 RECEIVE ADMISSION TICKET FROM TEST CENTER

The test center will provide an admission ticket to you after they have ordered your exams. You will need this ticket on exam day or you will not be able to test.

AP 2025: The Galaxy School: Join Codes

Course Name	Join Code
AP Biology	L3RP67
AP Calculus AB	WJGXAN
AP Calculus BC	EEZRM6
AP Chemistry	XRJAZQ
AP Comparative Government and Politics	M6ZRLM
AP Computer Science A	3QWPG6
AP English Language and Composition	Z32694
AP English Literature and Composition	MPDGXV
AP Environmental Science	EYGAYE
AP Human Geography	AYZXGQ
AP Macroeconomics	79LLQD
AP Microeconomics	GMV2GW
AP Physics 1	EJRG22
AP Physics 2	7PQ92R
AP Physics C: Electricity and Magnetism	Z7RG7V
AP Physics C: Mechanics	AJRPZV
AP Precalculus	W3JQJM
AP Psychology	RYPDLZ
AP Statistics	WWXANV
AP United States Government and Politics	PGVR3E
AP United States History	4A397P
AP World History: Modern	G27J3W
